

<p style="text-align: center;"><u>Check One:</u></p> <p>_____ 4-H</p> <p>_____ FFA</p> <p><i>Exhibitor Age as of September 1 of this school year</i></p> <p>_____ Junior (8 – 10)</p> <p>_____ Intermediate (11 – 13)</p> <p>_____ Senior (14 – 18)</p>	<p style="text-align: center;"><u>Check One:</u></p> <p>Beef Heifer <input type="checkbox"/> Poultry/ Chicken <input type="checkbox"/></p> <p>Rabbit /Cavy <input type="checkbox"/></p> <p>Dog – Agility <input type="checkbox"/> or Obedience <input type="checkbox"/></p> <p>Dog- Rally <input type="checkbox"/></p> <p>Goat – Dairy <input type="checkbox"/></p> <p>Goat- Meat Doe <input type="checkbox"/></p> <p>Horse <input type="checkbox"/></p> <p>Lamb (Breed Show only) <input type="checkbox"/></p>
--	--



Animal Record Book

Exhibitor Name: _____ Date of Birth _____

Mailing Address: _____

City: _____ FL Zip Code: _____

Club or Chapter Name: _____

Number of years in this project, including this year: _____

I hereby certify that I am the exhibitor of this project. I have personally been responsible for the care of this (these) animal(s), have personally kept records on this project, and have personally completed this record book.

Exhibitor's Signature

Date

I, the exhibitor's parent (or guardian), certify that my child has completed this project and this record book and will comply with all the Rules & Regulations of this show and the Southeastern Youth Fair.

Parent's/Guardian's Name: _____

Phone Number: _____

Parent's/Guardian's Signature

Date



This exhibitor is an active member of this 4-H Club or FFA Chapter, and is eligible to show at the Southeastern Youth Fair. I verify this record book and the required demonstration have been completed. This is an accurate representation of this exhibitor's project and has been completed by the exhibitor.

Leader's/Advisor's Signature

Date



DRUG STATEMENT

I hereby certify that any drug, antibiotic or biological substance which may have been administered by myself, or any other person, was done so in strict compliance with the manufacturers' label requirements or as prescribed by a veterinarian.

Signature of Exhibitor: _____

Signature of Parent/Guardian: _____

PURPOSE

The purpose of an animal youth project is to achieve the following:

1. To acquire an understanding of the animal industry by preparing for purchasing, caring for, and keeping records on one or more animals.
2. To be able to identify the types and grades of animals and employ efficient methods of marketing.
3. To understand the business aspects and economics of purchasing animals, feeds, facilities, and equipment for an animal project.
4. To develop integrity, sportsmanship, and cooperation.
5. To develop leadership abilities, build character, and assume citizenship responsibilities.

GOALS

Choose several goals for your project. Goals should be established at the beginning of your project. They should be challenging, yet attainable. Goals should include all aspects of your project. At the close of the project, the achievements should be compared with your goals.

- Raise my animal(s) to completion and exhibit at the fair.
- Attempt to make a profit on my animal(s) when sold at market price.
- Have my animal(s) meet industry standards for the ideal market animal.
- Learn how to groom and clip my project animal(s).
- Take full responsibility for fitting and showing of my animal(s).
- Complete my record book to the best of my ability.
- Market my project in a professional manner.
- Complete a demonstration or presentation on my project.
(REQUIRED FOR ALL EXHIBITORS.)
(Reference your demonstration in your project photos)

AGREEMENT/RESPONSIBILITY

This project begins on _____ (dates listed on SEYF website) for a period of ____ days
(MM/DD/YYYY)
by and between the following interested parties and covers the student's enterprises in
this project. This agreement contains statements concerning responsibility for providing
equipment, land, buildings, capital, and management; and the percent that is the
student's share for each enterprise.

1. Exhibitor will provide the following: _____

Exhibitor is to receive: _____

Signature of Exhibitor: _____

2. Parent or 'other party' agrees to provide: _____

Parent or 'other party' is to receive: _____

Signature of Parent or 'Other Party': _____

3. Responsibility of Advisor or Leader: _____

Signature of Leader or Advisor: _____

ANIMAL INVENTORY PAGE

List animals you are exhibiting at the start of your project as well as any purchased or born during your project. Every animal has a value that should increase or decrease by the end of the project. Factors for change in value: age, maturity, injury etc..

Project Start Date _____		Project End Date _____		
1 Animal Description (Breed, Gender)	2 Date acquired Or Born	3 Beginning Value <small>(Ending value from previous year or cost if purchased this year)</small>	4 Final disposition <small>(Kept or died)</small>	5 Ending Value
Example: Mini Rex Doe	11/30/16	\$3.00	Kept	\$10.00
TOTALS		3.	N/A	5.

INVENTORY PAGE

An inventory, at the start and the close of the project, is a necessary part of the record keeping. It is a record of everything you have before you start your project, those items you purchase or receive (items given or donated still have a value) during your project and what you have on hand at the end of the project. Beginning inventory values are either: 1) the amount paid, or the estimated value if donated and, 2) in those cases where equipment was not purchased, but was already on hand, the estimated market value, or your ending value from previous year. Your actual cost for the year will be the total amount of depreciation.

Project Start Date _____		Project End Date _____		
1 Equipment	2 Quantity	3 Beginning Value <small>(Ending value from previous year or cost if purchased this year)</small>	4 Depreciation <small>(10% of beginning value)</small>	5 Ending Value <small>(Column 3 minus column 4)</small>
Example: Feeder	1	\$4.95	\$.50	\$4.45
SUB TOTALS		3.	4.	5.

INVENTORY, Continued

1 Equipment	2 Quantity	3 Beginning Value <small>(Ending value from previous year or cost if purchased this year)</small>	4 Depreciation <small>(10% of beginning value)</small>	5 Ending Value <small>(Column 3 minus column 4)</small>
Sub Totals from previous page				
TOTALS		3.	4.	5.

FEED EXPENSES ONLY

(Grain, minerals, supplements, etc., units are lbs., bags, bales)

1 Date	2 Expense Items	3 Quantity and Unit	4 Price Per Unit	5 Total Expense
11/20/16	Feed Description	2 - 50lb bag	\$ 6.49	\$ 12.98
Sub Total			N/A	5.

ANIMAL HEALTH RECORD

List all medical procedures on your animal(s) including preventative measures as well as treatment for illness or injury. Include all medications given.
Be sure to include any medications given by the SEYF at weigh in/ tagging this information in listed on the SEYF website. If your project did not require any medical treatments please write none in the first box.

Treatment Date: EXAMPLE: 12/04/16	Reason: De-worming	Withdrawal Period: 30 days
Animal ID: #123 – Taffy	Treatment and/or Medications Given: Safe Guard Pellet	Administrator's Name: Mr. Smith
Treatment Date:	Reason:	Withdrawal Period:
Animal ID:	Treatment:	Administrator's Name:
Treatment Date:	Reason:	Withdrawal Period:
Animal ID:	Treatment:	Administrator's Name:
Treatment Date:	Reason:	Withdrawal Period:
Animal ID:	Treatment:	Administrator's Name:
Treatment Date:	Reason:	Withdrawal Period:
Animal ID:	Treatment:	Administrator's Name:
Treatment Date:	Reason:	Withdrawal Period:
Animal ID:	Treatment:	Administrator's Name:
Treatment Date:	Reason:	Withdrawal Period:
Animal ID:	Treatment:	Administrator's Name:
Treatment Date:	Reason:	Withdrawal Period:
Animal ID:	Treatment:	Administrator's Name:

FINANCIAL SUMMARY

Expenses:

Transfer totals from previous pages

Total Beginning Animal Inventory	\$ _____
Total Depreciation	\$ _____
Total Miscellaneous Expense	\$ _____
Total Feed Expense	\$ _____
Total Expenses:	\$ _____

Assets:

Transfer totals from previous pages

Total Ending Animal Inventory	\$ _____
Total Ending Inventory Value	\$ _____
Total Miscellaneous Income	\$ _____
Total Assets:	\$ _____

Profit/Loss of Project:

\$ _____	-	\$ _____	=	\$ _____
(Total Assets)		(Total Expenses)		(+ Profit or -Loss)

STORY

Your story should be written on the appropriate prompt listed on the next page. Please make sure you use the prompt that matches your **animal division and age division**. Any stories using the incorrect prompt will not be graded. Please make sure you use correct grammar, spelling, and punctuation. The story length requirements for each age division are listed below. Please make sure your story meets the minimum requirements.

Story Length Requirements:

Any typed stories must be single spaced 12 point font

Juniors: One full page typed or two full pages handwritten

Intermediate: One and a half pages typed or three pages handwritten

Senior: two pages typed or 3 and a half pages handwritten

Writing prompts on next page

Beef:

- Junior: “Beef, It’s What’s For Dinner” is a promotional program created by the Beef Check Off. What’s your favorite beef dinner? Write to convince your friend to try your favorite beef dinner and explain how it is prepared.
- Intermediate: Choose a retail cut of beef. Explain what part of the animal it comes from. What would be the best method to cook this cut of beef and why?
- Senior: Research the Beef Quality Assurance program. Write to persuade the reader that all beef/steer exhibitors should be required to become BQA certified and what that certification entails.

Dairy Goat:

- Junior: What is your favorite goat’s milk product? Write to convince your friend to try a goat’s milk product.
- Intermediate: Choose 2 fluid milk products and explain how they are processed from goat to container. Explain which you prefer and why?
- Senior: Research the Dairy Quality Assurance program. Write to persuade the reader that all dairy goat exhibitors should be required to become DQA certified and what that certification entails.

Meat Goat:

- Junior: The American Goat Federation promotes the meat goat industry. What’s your favorite goat meat recipe? Write to convince your friend to try your favorite goat meat dinner and explain how it is prepared.
- Intermediate: Choose a retail cut of goat. Explain where it comes from. What would be the best method to cook this cut of goat and why?
- Senior: Research the Meat Goat Quality Assurance program. Write to persuade the reader that all meat goat exhibitors should be required to become MGQA certified.

Poultry:

- Junior: “The Incredible Edible Egg” is a promotional program through the American Egg Board. What’s your favorite recipe that uses eggs? Write to convince your friend to try your favorite egg dinner and explain how it is prepared.
- Intermediate: Choose a retail part of a chicken. Explain what part of the animal it comes from. What would be the best method to cook this part and why?
- Senior: Research the poultry industry’s vertical integration contract. Choose one of the production complexes that you would like to work in. Write to explain to the reader the work you would do and why you feel this is the best area to work in.

Rabbit/ Cavy:

- Junior: Write to explain to your friend what the various uses of rabbits are in the industry.
- Intermediate: If you were to prepare a rabbit for dinner, what would you need to consider when choosing the best method to cook it and why?
- Senior: The USDA sets standards for the rabbit meat industry. Write to persuade the reader that a quality assurance program should be set up and required for rabbit exhibitors to participate in.

Sheep:

- Junior: The American Lamb Check off is a promotion program for the lamb industry. What’s your favorite lamb recipe? Write to convince your friend to try your favorite lamb dinner and explain how it is prepared.
- Intermediate: Choose a retail cut of lamb. Explain what part of the animal it comes from. What would be the best method to cook this part and why?
- Senior: Research the Sheep Quality Assurance program. Write to persuade the reader that all sheep exhibitors should be required to become SQA certified and what that certification entails.

Horse:

- Junior: Your friend is thinking about getting a horse. They come to you and ask what they need to do to become a responsible horse owner. Write an explanation about what you are doing to make sure you are being responsible and taking care of your horse.
- Intermediate: You are ready to get a new horse but your parents are not sure that you thoroughly thought about the breed, age and responsibility of a new horse. Write a persuasive essay to explain what and why this breed, age, etc. is right for you and your family.
- Senior: You have a mare you are thinking about breeding. Your parents are not sure that you are ready to take on such an enormous responsibility. Write a persuasive essay to convince your parents that you have thought very thoroughly about all aspects of breeding your horse.

Dog:

- Junior: Your friend is thinking about getting a dog. They come to you and ask what they need to do to become a responsible dog owner. Write an explanation about what you are doing to make sure you are being responsible and taking care of your dog.
- Intermediate: You are ready to get a new dog for you and your family but your parents are not sure that you thoroughly thought about the breed, age, size, etc. of the new dog. Write a persuasive essay to explain what and why this breed, age, etc. is right for you and your family.
- Senior: You have a 9 month old puppy and are thinking about breeding your dog. Your parents are not sure that you are ready to make such an enormous responsibility. Write a persuasive essay to convince your parents that you have thought very thoroughly about all aspects of breeding your dog.

SIX Project Photos


Each photo should contain a brief educational caption of 50 words or less. Photos should cover the complete project period from beginning to end and show the work being completed. **Project demonstration MUST be reflected in pictures.**

PHOTO ONE



Caption: _____

PHOTO TWO




Caption: _____

PHOTO THREE



Caption: _____

PHOTO FOUR




Caption: _____

PHOTO FIVE



Caption: _____

PHOTO SIX



Caption: _____

**Southeastern Youth Fair
Animal Record Book Score Sheet**

	Total Point Value	Scored points	Judges Comments
<u>Completeness/ Neatness</u>			
All Signatures	5		
Agreement/ Responsibility page complete	5		
Neatly Bound/ Clean Copy	5		
Script	5		
Section Total	20		
<u>Accuracy</u>			
Inventory Page	10		
Animal Inventory	5		
Miscellaneous Expenses	5		
Feed Expenses	10		
Animal Health	5		
Miscellaneous Income	1		
Financial Summary	4		
Section Total	40		
<u>Evidence of Work</u>			
Project Story	20		
SIX Pictures with educational captions	12		
Grammar and Spelling	5		
Required Project Demonstration	3		
Section Total	40		
<u>Total</u>	100	_____	

Ribbon Sticker Awarded: Blue: 90-100 Red: 80-89 White: 70-79

69 and under – No ribbon sticker