

Ear Tag # _____

<p><u>Check One:</u></p> <p>_____ 4-H</p> <p>_____ FFA</p> <p><i>Exhibitor age as of September 1 of this school year</i></p> <p>_____ Junior (8 – 10)</p> <p>_____ Intermediate (11 – 13)</p> <p>_____ Senior (14 – 18)</p>	<p><u>Check One:</u></p> <p>Lamb <input type="checkbox"/></p> <p>Steer <input type="checkbox"/></p> <p>Swine <input type="checkbox"/></p> <p>Goat <input type="checkbox"/></p>
--	---



Y Southeastern Youth Fair

“Celebrate our future in action”

Market Animal Record Book

Exhibitor Name: _____ Date of Birth _____

Mailing Address: _____

City: _____ FL Zip Code: _____

Club or Chapter Name: _____

Number of years in this project, including this year: _____

I hereby certify that I am the exhibitor of this project. I have personally been responsible for the care of this (these) animal(s), have personally kept records on this project, and have personally completed this record book.

Exhibitor's Signature

Date

I, the exhibitor's parent (or guardian), certify that my child has completed this project and this record book and will comply with all the Rules & Regulations of this show and the Southeastern Youth Fair.

Parent's/Guardian's Name: _____

Phone Number: _____

Parent's/Guardian's Signature

Date

This exhibitor is an active member of this 4-H Club or FFA Chapter, and is eligible to show at the Southeastern Youth Fair. I verify this record book and the required demonstration have been completed. This is an accurate representation of this exhibitor's project and has been completed by the exhibitor.

Leader's/Advisor's Signature

Date

DRUG STATEMENT

I hereby certify that any drug, antibiotic or biological substance which may have been administered by myself, or any other person, was done so in strict compliance with the manufacturers' label requirements or as prescribed by a veterinarian.

Signature of Exhibitor: _____

Signature of Parent/Guardian: _____

PURPOSE

The purpose of an animal youth project is to achieve the following:

1. To acquire an understanding of the animal industry by preparing for purchasing, caring for, and keeping records on one or more animals.
2. To be able to identify the types and grades of animals and employ efficient methods of marketing.
3. To understand the business aspects and economics of purchasing animals, feeds, facilities, and equipment for an animal project.
4. To develop integrity, sportsmanship, and cooperation.
5. To develop leadership abilities, build character, and assume citizenship responsibilities.

GOALS

Choose several goals for your project. Goals should be established at the beginning of your project. They should be challenging, yet attainable. Goals should include all aspects of your project. At the close of the project, the achievements should be compared with your goals.

- Raise my animal(s) to completion and exhibit at the fair.
- Attempt to make a profit on my animal(s) when sold at market price.
- Have my animal(s) meet industry standards for the ideal market animal.
- Learn how to groom and clip my project animal(s).
- Take full responsibility for fitting and showing of my animal(s).
- Complete my record book to the best of my ability.
- Market my project in a professional manner.
- Complete a demonstration or presentation on my project.
(REQUIRED FOR ALL EXHIBITORS.)
(Reference your demonstration in your project story or project photos)

AGREEMENT/RESPONSIBILITY

This project begins on _____ (dates listed on SEYF website) for a period of ____ days
(MM/DD/YYYY)

by and between the following interested parties and covers the student's enterprises in this project.

This agreement contains statements concerning responsibility for providing equipment, land, buildings, capital, and management; and the percent that is the student's share for each enterprise.

1. Exhibitor will provide the following: _____

Exhibitor is to receive: _____

Signature of Exhibitor: _____

2. Parent or 'other party' agrees to provide: _____

Parent or 'other party' is to receive: _____

Signature of Parent or 'Other Party': _____

3. Responsibility of Advisor or Leader: _____

Signature of Leader or Advisor: _____

INVENTORY PAGE

An inventory, at the start and the close of the project, is a necessary part of the record keeping. It is a record of everything you have before you start your project, those items you purchase or receive (items given or donated still have a value) during your project and what you have on hand at the end of the project. Beginning inventory values are either: 1) the amount paid, or the estimated value if donated and, 2) in those cases where equipment was not purchased, but was already on hand, the estimated market value, or your ending value from previous year. Your actual cost for the year will be the total amount of depreciation.

Project Start Date _____	Project End Date _____
--------------------------	------------------------

1 Equipment	2 Quantity	3 Beginning Value <small>(Ending value from previous year or cost if purchased this year)</small>	4 Depreciation <small>(10% of beginning value)</small>	5 Ending Value <small>(Column 3 minus column 4)</small>
Example: Feeder	1	\$4.95	\$.50	\$4.45
Sub Totals		3.	4.	5.

MISCELLANEOUS EXPENSES
 (Consumable Items - NOT FEED)

Miscellaneous expenses include your **MARKET ANIMAL**, medicines, veterinary charges, fly spray, straw, bedding, show entry fees, membership dues, etc. Homegrown or donated animals have a value, use market value at the time of acquisition.

1 Date	2 Item	3 Quantity	4 Price Per Item	5 Total Cost
Example: 12/10/16	Bedding/Shavings	2	\$ 4.50	\$ 9.00
Sub Total				5.

ANIMAL HEALTH RECORD

List all medical procedures on your animal(s) including preventative measures as well as treatment for illness or injury. Include all medications given. Be sure to include any medications given by the SEYF at weigh in/ tagging this information is listed on the SEYF website. If your project did not require any medical treatments please write none in the first box.

Treatment Date: EXAMPLE: 12/04/16	Reason: De-worming	Withdrawal Period: 30 days
Animal ID: #123 – Taffy	Treatment and/or Medications Given: Safe Guard Pellet	Administrator's Name: Mr. Smith
Treatment Date:	Reason:	Withdrawal Period:
Animal ID:	Treatment:	Administrator's Name:
Treatment Date:	Reason:	Withdrawal Period:
Animal ID:	Treatment:	Administrator's Name:
Treatment Date:	Reason:	Withdrawal Period:
Animal ID:	Treatment:	Administrator's Name:
Treatment Date:	Reason:	Withdrawal Period:
Animal ID:	Treatment:	Administrator's Name:
Treatment Date:	Reason:	Withdrawal Period:
Animal ID:	Treatment:	Administrator's Name:
Treatment Date:	Reason:	Withdrawal Period:
Animal ID:	Treatment:	Administrator's Name:
Treatment Date:	Reason:	Withdrawal Period:
Animal ID:	Treatment:	Administrator's Name:

TAG NUMBER _____

Exhibitor _____

4H Club/FFA Chapter _____

Select one: ___ Junior (8-10) ___ Intermediate (11-14) ___ Senior (14-18)

DUE AT FINAL WEIGH IN

PROJECT SUMMARY

Total Pounds Gained: _____ lb - _____ lb = _____ lb
(Ending Weight) (Beginning Weight) (Total Pounds Gained)

Rate of Gain per Day: _____ lb ÷ _____ = _____ lb
(Total Pounds Gained) (Total Days on Feed) (Rate of Gain per Day)

Feed Conversion: _____ lb ÷ _____ lb = _____ lb
(Total Pounds Fed) (Total Pounds Gained) (Feed Conversion)

FINANCIAL SUMMARY

Expenses:

Transfer totals from pages 6, 8 & 10.

Ending Total Depreciation – page 6, #4 \$ _____

Total Miscellaneous Expense – page 8 \$ _____

Total Feed Expense – page 10..... \$ _____

TOTAL INVESTMENT: \$ _____

Income:

_____ x \$ _____ = \$ _____
(Final Weight) (Current Market Price) (Market Value of Animal)

Preliminary Profit/Loss of Project: \$ _____
(Market Value of Animal Less Total Investment) (show + or -)

STORY

Your story should make a point, have interesting facts or experiences that give the judge an understanding of what you did and learned with this project. Remember grammar, spelling and neatness will be observed by the judges. Minimum length is **ONE FULL page typed (single spaced 12pt font) or ONE and A HALF pages handwritten. Please begin story on next page.** Project demonstration should be referenced in story or pictures.


Your story should follow this **outline**:

- ✓ *Introduce yourself with your name, club or chapter, how long you have done this project and why you chose this project.*
- ✓ *What did you learn and how?*
- ✓ *What safety practices did you use?*
- ✓ *What is something you would improve to make this a better project?*
- ✓ *What skills did you learn or improve from previous projects?*
- ✓ *What thought do you want to leave with the judge about you and this project?*

SIX Project Photos


Each photo should contain a brief educational caption of 50 words or less. Photos should cover the complete project period from beginning to end and show the work being completed. Project demonstration should be referenced in story or pictures.

PHOTO ONE



Caption: _____

PHOTO TWO




Caption: _____

PHOTO THREE




Caption: _____

PHOTO FOUR




Caption: _____

PHOTO FIVE



Caption: _____

PHOTO SIX



Caption: _____

**STEER / LAMB / SWINE SHOW AND SALE
 BIDDER / BUYER VISITATION FORM**

In keeping with the rules and regulations of the Southeastern Youth Fair Steer/Lamb/Swine Show, I have written or visited the following potential buyers for the 2017 Auction.
 (Make additional copies as needed)

NEW BUYERS: (Minimum of 3)

DATE CONTACTED	BUSINESS NAME	CONTACT OR INDIVIDUAL'S NAME	Method of contact ex. Phone, letter, visit

PREVIOUS BUYERS: (Minimum of 2)

DATE CONTACTED	BUSINESS NAME	CONTACT OR INDIVIDUAL'S NAME	Method of contact ex. Phone, letter, visit

The Southeastern Youth Fair reserves the right to verify all information on this form and/or contact any business or person on this list.

_____ Exhibitor's Signature	_____ Date
---------------------------------------	----------------------

**MUST INCLUDE A COPY OF YOUR BUYER LETTER AND
 DRAFT BUYER THANK YOU LETTER.**

**Southeastern Youth Fair
Market Record Book Score Sheet**

	Total Point Value	Scored points	Judges Comments
<u>Completeness/ Neatness</u>			
All Signatures	5		
Visitation Form	2		
BUYER Letter Copy	4		
THANK YOU Letter DRAFT	4		
Neatly Bound/ Clean Copy	5		
Script	5		
Section Total	25		
<u>Accuracy</u>			
Inventory Page	10		
Market Animal Inventory (listed on misc.exp)	3		
Miscellaneous Expenses	5		
Feed Expenses	8		
Animal Health	4		
Financial Summary	5		
DUE AT FINAL WEIGH IN			
Section Total	35		
<u>Evidence of Work</u>			
Project Story (follow outline)	20		
SIX Pictures with educational captions	12		
Grammar and Spelling	5		
Required Project Demonstration	3		
Section Total	40		
<u>Total</u>	100	<u> </u>	

**Ribbon Sticker Awarded: Blue: 90-100 Red: 80-89 White: 70-79
69 and under – No ribbon sticker**